

# Opinions of French, Spanish and Portuguese people about bullfighting

Results of a survey among 7500 people  
in the 3 European countries in which bullfighting still exists

The research was carried out by Ipsos I&O Public on behalf of CAS International

May 2024



i&o



# Methodology of the research

- Online survey in the Ipsos I&O Public Online Access Panel from 20 March till 3 April 2024; duration of the survey was on average 3 minutes.
- Respondents are 18 years or older
- Sample per country
  - Spain: 2518
  - France: 2501
  - Portugal: 2500
- The sample is representative for each of the countries in terms of gender, age, education level and region. In France regions correspond with provinces, in Portugal with districts and Madeira + Azores and in Spain respondents were asked about their province and provinces were regrouped in the following regions: North-West, North-East, Centre, Community Madrid, East, South and Canary Islands.
- Representativeness is guaranteed by drawing a stratified sample, setting quotas during fieldwork and applying weighting corrections to the data.

# Methodology of the research

- For political parties, the data are not representative.
- For some political parties there is only a low number of observations. For these parties, the data should be considered indicative. This goes for parties with less than 50 observations. These parties are labeled ( \* ) in the graphs in the report.
- For each country there is also a category ‘other’ party.
  - For France other parties are: NPA, RES and Alliance Rurale.
  - For Spain other parties are: EH Bildu, EAJ-PNN, BNG, Cca and UPN.
  - For Portugal other parties are: VOLT, Nós Cidadãos, Niva Direita and PCTP-MRPP.
- For Portugal the category ‘other’ had less than 30 respondents and is marked with \*\*. Parties marked with \* or \*\* should be considered with care.
- The research was carried out by Ipsos I&O Public ([www.ipsos.com/en-nl](http://www.ipsos.com/en-nl)) on behalf of CAS International ([www.cas-international.org](http://www.cas-international.org)). The report was made by CAS International and published after approval by Ipsos I&O Public.

# Instructions for reading

- This report gives an overview of the most important results of the survey.
- On the next pages the demographics per country are shown.
- Afterwards the data are shown per statement by first showing the general overview for that statement with differences between countries.
- After this general overview, the results per country are shown for the statements about bullfighting. The country details for the first two statements are not included, because the large majority of the respondents agree with these statements.
- On the pages with results per country a figure of the opinions is shown and split out by voting behaviour during the last elections in the country.
- Besides these figures, significant differences between demographic groups (e.g. women vs. men) are mentioned. In case differences between demographic groups are mentioned, the differences point at significant differences in the top-2 (completely agree + agree) or bottom-2 (completely disagree + disagree) scores for the statement. Differences that are not significant are not mentioned.

# Demographics total and per country

	Total	France	Spain	Portugal
<b>Gender</b>				
Men	3584	1192	1220	1172
Women	3935	1309	1298	1328
<b>Age group</b>				
18-24	700	260	219	222
25-34	1016	364	335	317
35-54	2577	804	932	841
55+	3226	1073	1033	1120
<b>Highest level of education</b>				
Low	3241	683	1192	1367
Medium	2095	1006	528	561
High	2183	812	799	572

# Demographics total and per country

## Best description of living environment

	<b>Total</b>	<b>France</b>	<b>Spain</b>	<b>Portugal</b>
<b>The capital or a large city, in the centre</b>	1755	403	729	623
<b>The capital or a large city, far from the centre</b>	1096	364	418	314
<b>A small city</b>	2472	978	627	867
<b>A town or village</b>	1838	531	676	630
<b>The countryside</b>	359	225	68	67

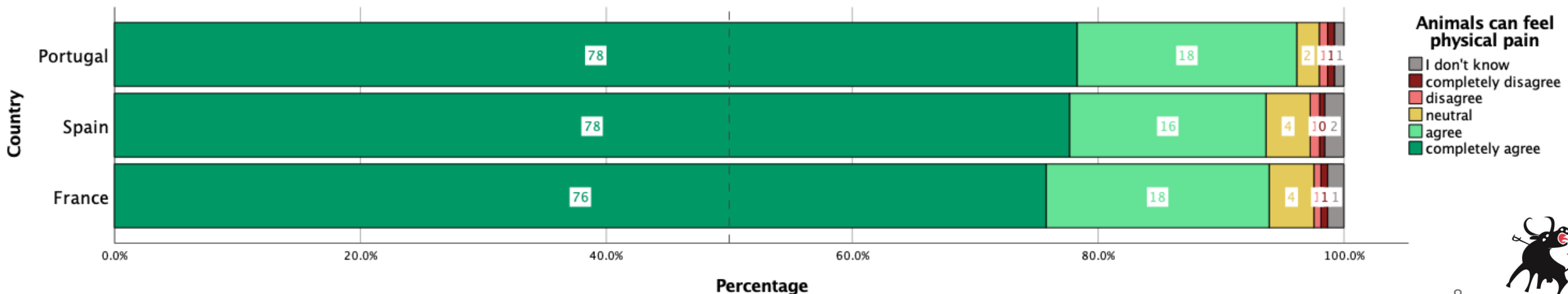
# Statements in the survey

The translations that were used in the French, Spanish and Portuguese versions can be found on the last pages of this report.

1. Animals can feel physical pain
2. Animals are able to experience emotions such as fear and pleasure
3. Bullfighting causes too much suffering to bulls
4. Bullfighting should be forbidden
5. Public money (national or EU) can be used to support bullfighting
6. Children under the age of 18 years should be prohibited from attending bullfights
7. I consider bullfighting an enjoyable practice
8. Bullfighting should have a place in our society
9. The European Union should protect animal welfare within cultural traditions
10. I consider bullfighting a valuable tradition in my country

# 1 - Animals can feel physical pain

- The majority (95%) of all respondents in all countries believe that animals can feel physical pain.
- For voters of all political parties<sup>+</sup> in all countries a majority (ranging between 87 and 100%) believes that animals can feel physical pain.
- Portuguese respondents (96%) agree more often with this statement than Spanish (94%) and French (94%) respondents.

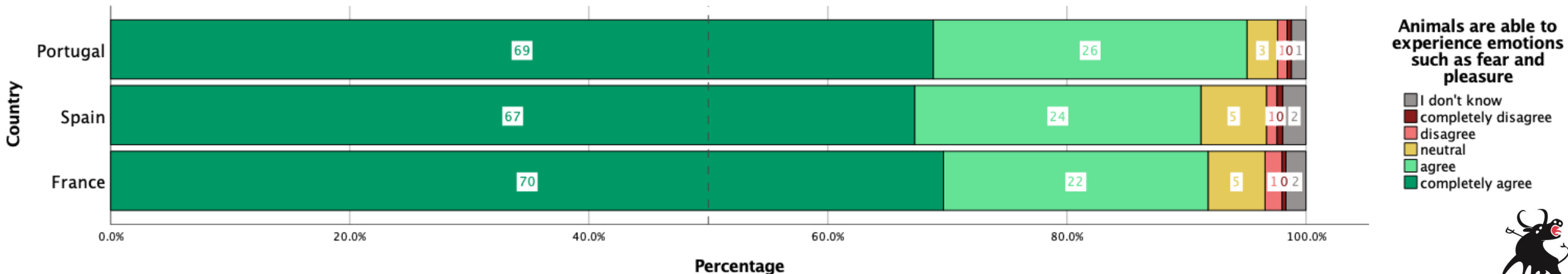


<sup>+</sup> Based on respondents who indicated a specific party or the category 'other'.



## 2 - Animals are able to experience emotions such as fear and pleasure

- The majority (93%) of all respondents believe that animals can experience emotions such as fear and pleasure.
- For voters of all political parties<sup>+</sup> in all countries a majority (ranging between 84 and 100%) believes that animals can experience emotions such as fear and pleasure.
- Portuguese respondents (95%) agree more often with this statement than Spanish (91%) and French (92%) respondents.



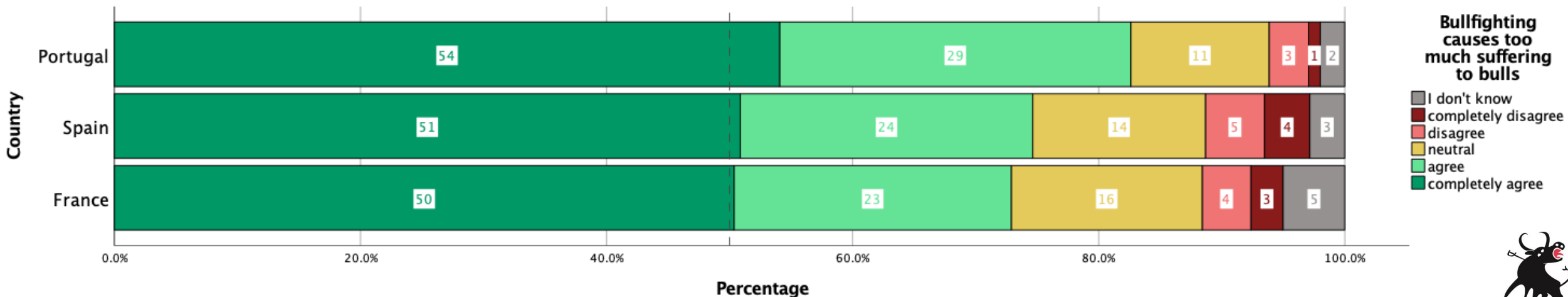
Animals are able to experience emotions such as fear and pleasure

■ I don't know  
■ completely disagree  
■ disagree  
■ neutral  
■ agree  
■ completely agree

<sup>+</sup> Based on respondents who indicated a specific party or the category 'other'.

### 3 - Bullfighting causes too much suffering to bulls

- A majority of 77% of all respondents believe that bullfighting causes too much suffering to bulls, 14% is neutral and 6% disagrees with the statement.
- For voters of all political parties<sup>+</sup> in all countries a majority (ranging between 59 and 99%) believes that bullfighting causes too much suffering to bulls.
- Portuguese respondents (83%) agree more often with this statement than Spanish (75%) and French (73%) respondents.

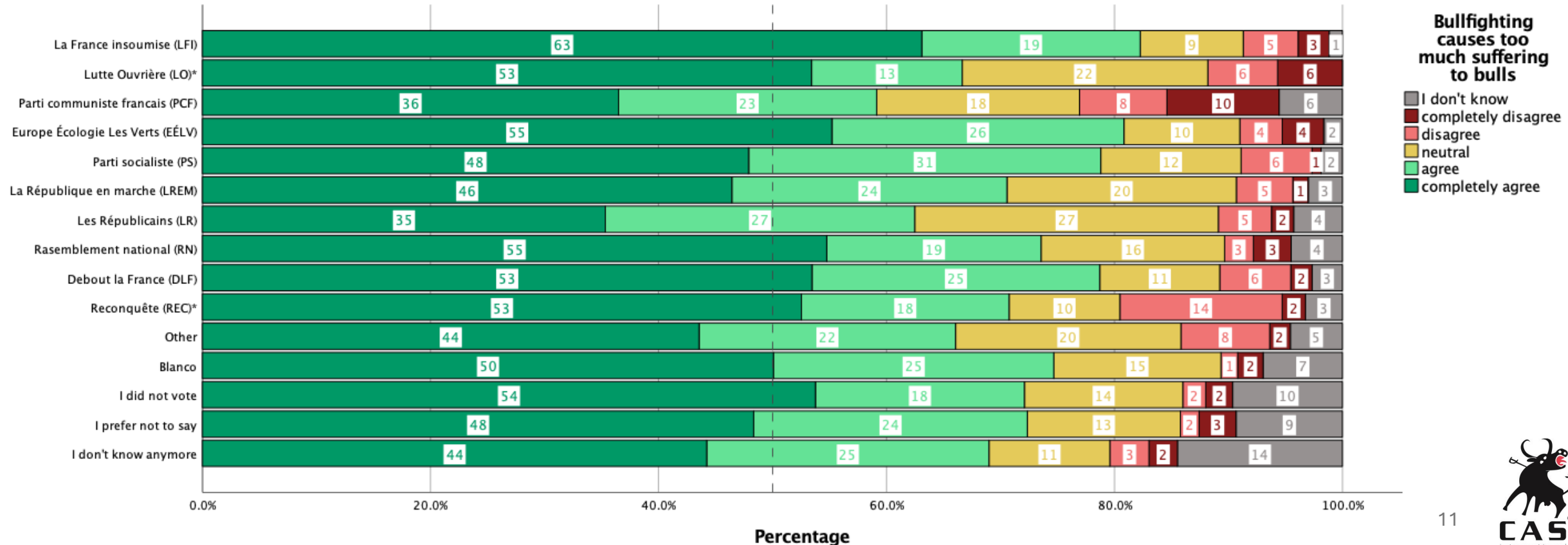


<sup>+</sup> Based on respondents who indicated a specific party or the category 'other'.

# 3 - Bullfighting causes too much suffering to bulls

- Women (77%) agree more often than men (69%)
- Respondents between 18-24 (58%) agree less often than older respondents (67-77%)

During the last national election, what political party did you vote for?

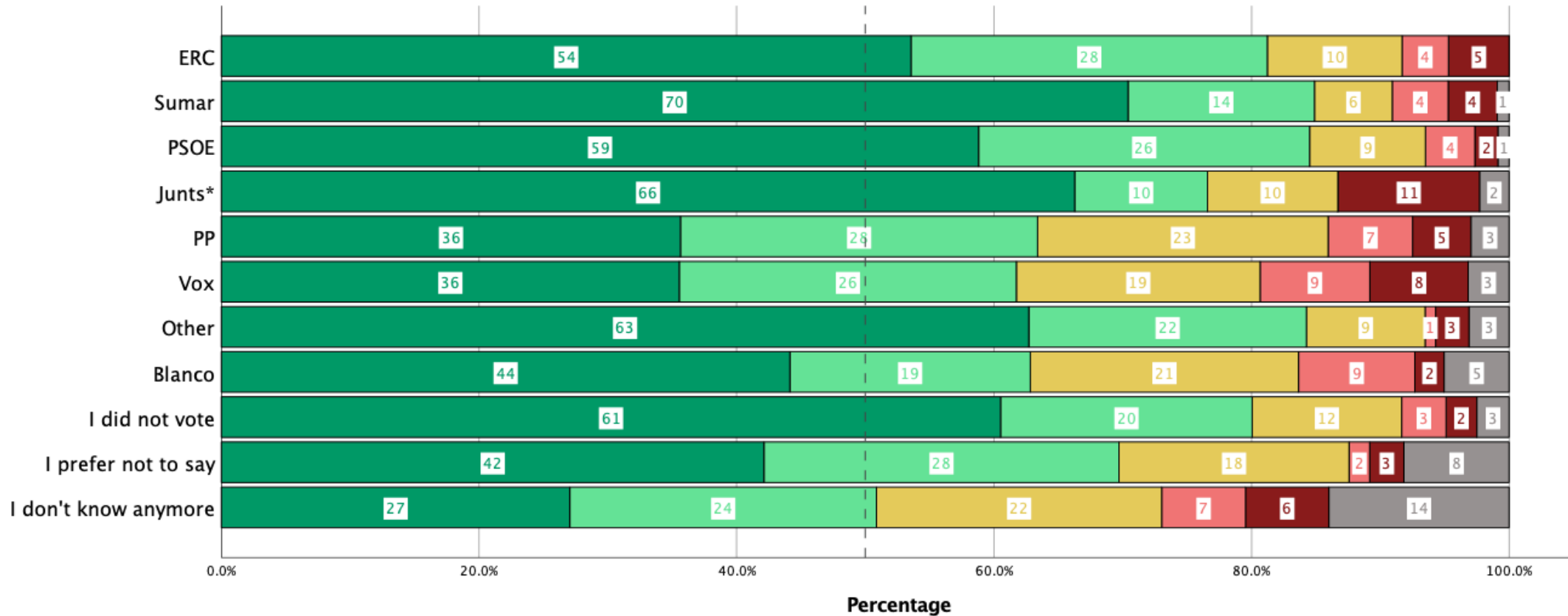




# 3 - Bullfighting causes too much suffering to bulls

- There are no differences between groups in the amount of agreement with this statement
- Men (10%) disagree more often with this statement than women (7%)

During the last national election, what political party did you vote for?



**Bullfighting causes too much suffering to bulls**

- I don't know
- completely disagree
- disagree
- neutral
- agree
- completely agree

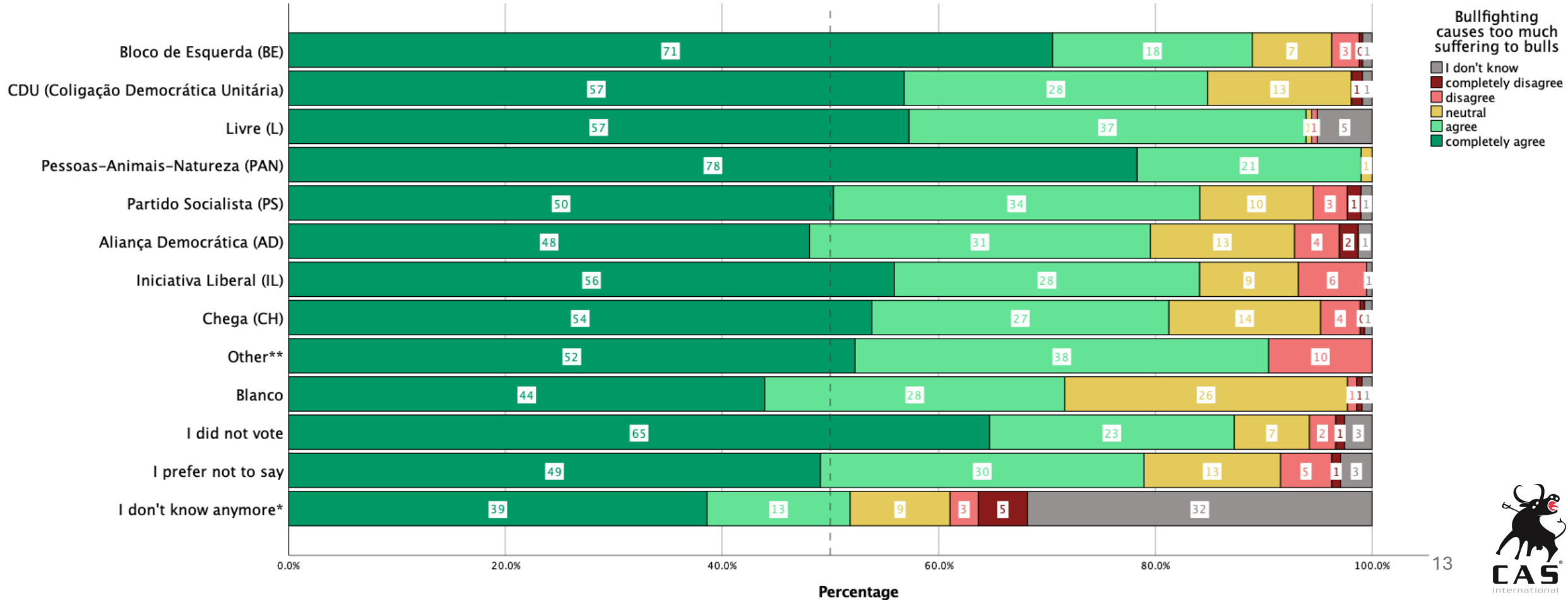




# 3 - Bullfighting causes too much suffering to bulls

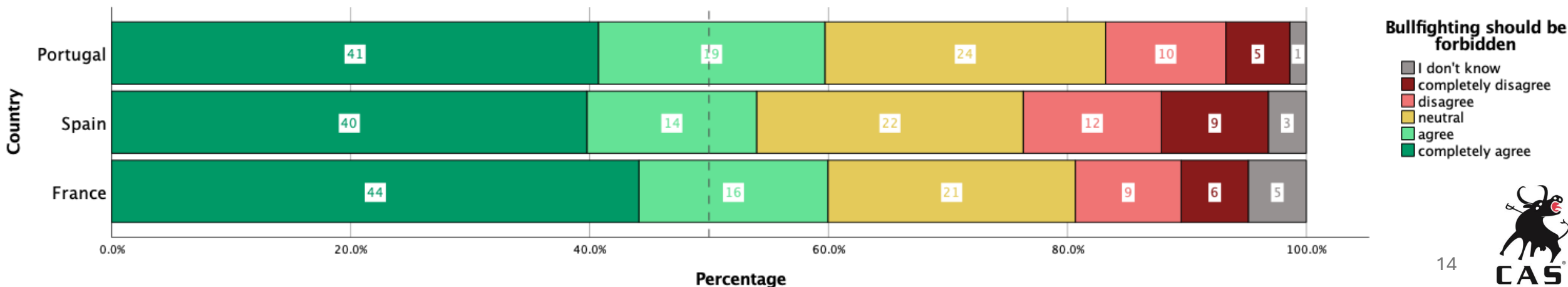
- Women (88%) agree more often than men (76%)
- Respondents between 35-54 years of age (86%) agree more often than age group 18-24 (77%)
- High educated respondents (86%) agree more often than low (81%) and middle (83%) educated respondents

During the last national election, what political party did you vote for?



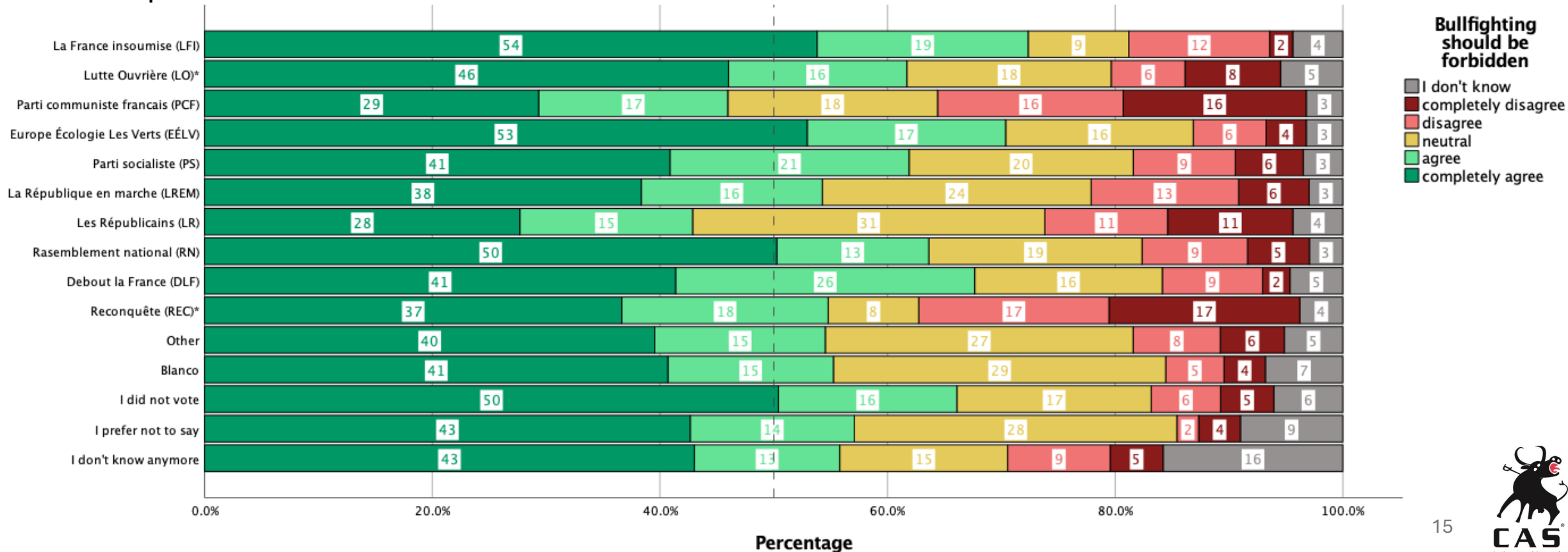
## 4 - Bullfighting should be forbidden

- A majority of 58% of all respondents agree that bullfighting should be forbidden, 22% is neutral about it and 17% disagrees.
- French and Portuguese respondents (both 60%) agree more often than Spanish respondents (54%).
- For none of the political parties in the different countries there is a majority against this statement (a ban on bullfighting).
- In all countries women agree more often than men, ranging from 58 to 68% compared to 50 to 54%.



# 4 - Bullfighting should be forbidden

- Women (65%) agree more often than men (54%)
- Respondents between 25-34 (65%) agree more often than other age groups (54-61%)
- Low educated respondents (64%) agree more often than middle (59%) and high (58%) educated respondents.

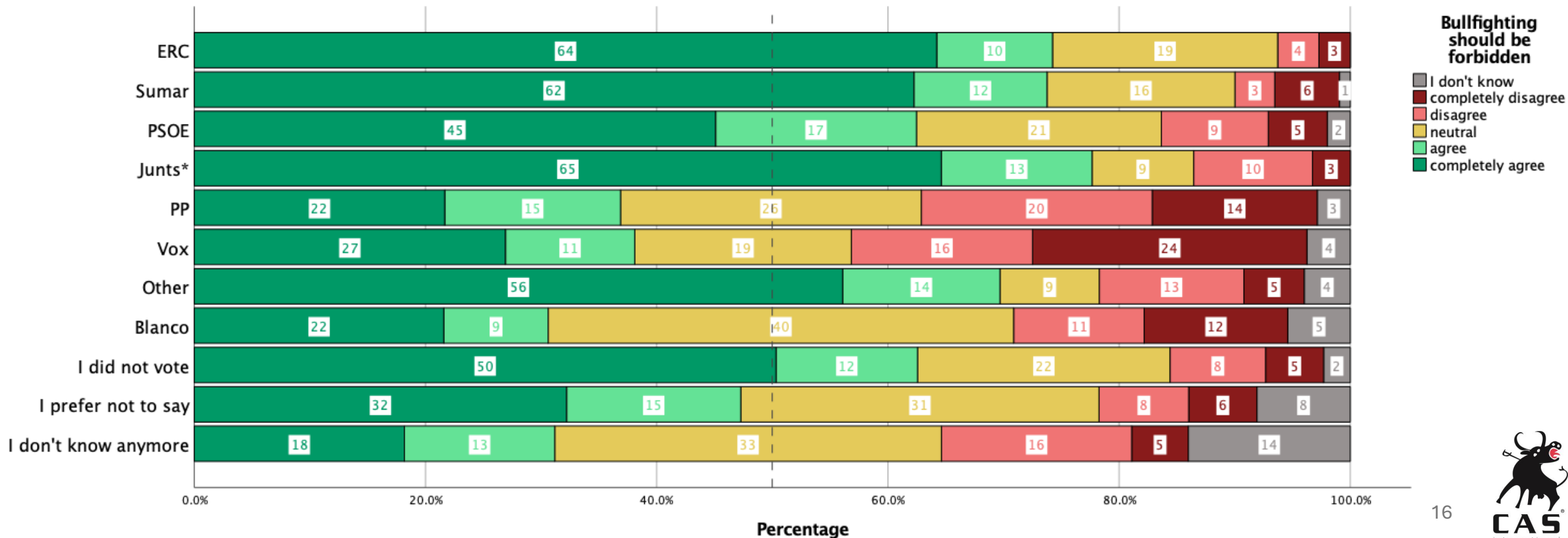




# 4 - Bullfighting should be forbidden

- Women (58%) agree more often with this statement than men (50%)
- Respondents between 25-34 years of age (69%) agree more often than other age groups (47-56%)
- Respondents of 55+ years of age (47%) agree less often than other age groups (56-69%)

During the last national election, what political party did you vote for?

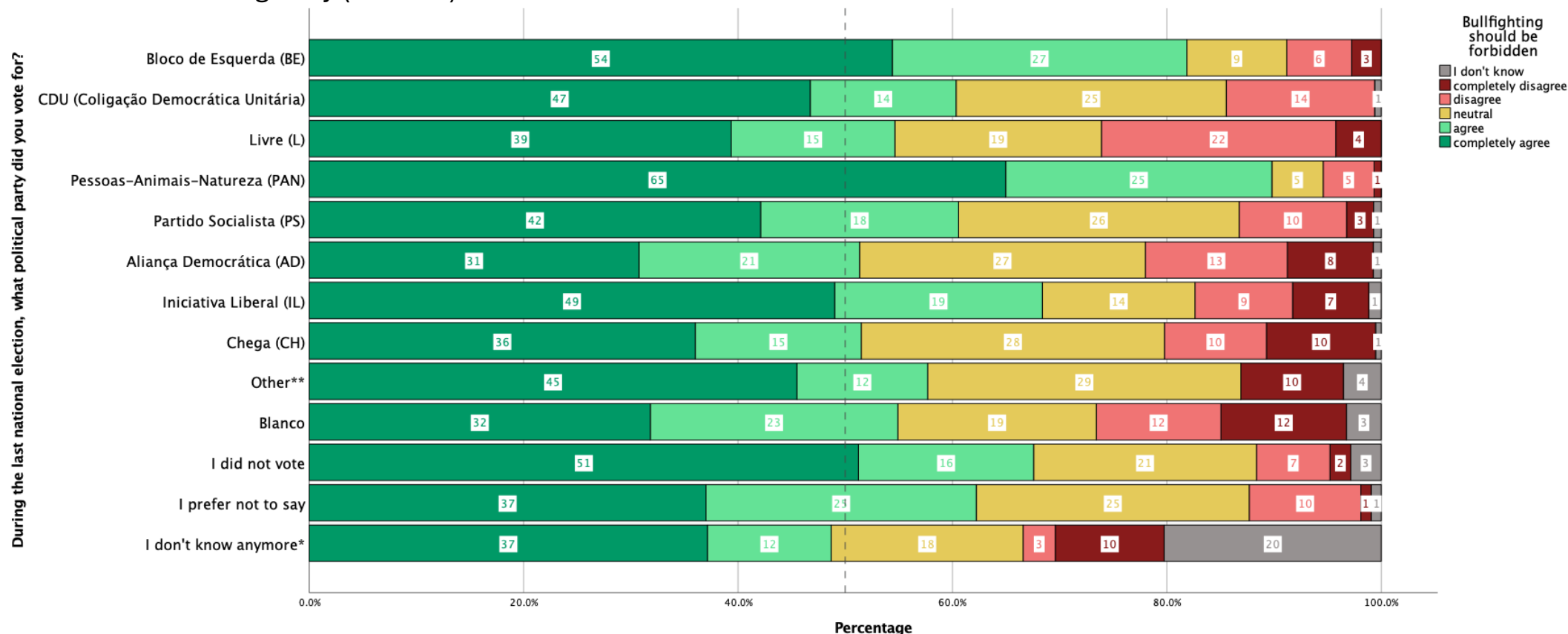






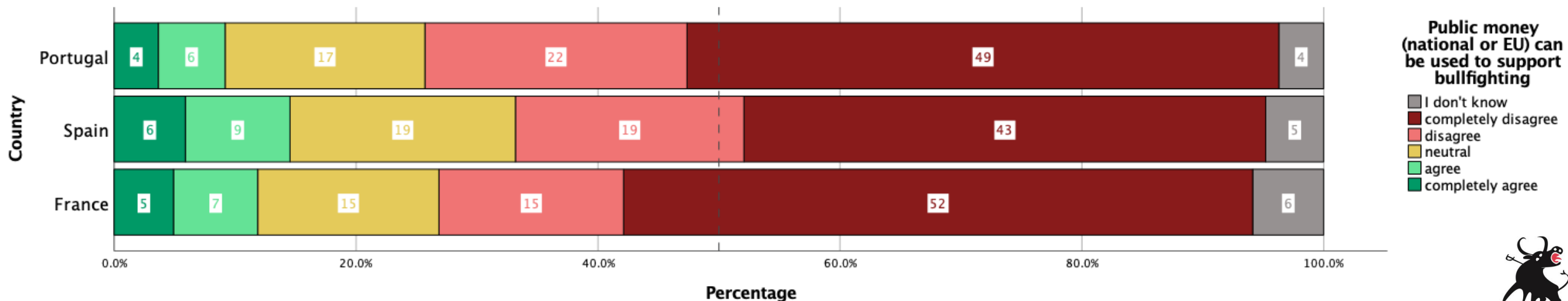
# 4 - Bullfighting should be forbidden

- Women (68%) agree more often than men (50%)
- Respondents between 35-54 years of age (62%) agree more often than age group 55+ (56%)
- High educated respondents (64%) agree more often than middle educated respondents (58%)
- Respondents living in a village or town (52%) agree less often than those living in a small city, centre of a large city and far from the centre in a large city (63-65%)



# 5 - Public money (national or EU) can be used to support bullfighting

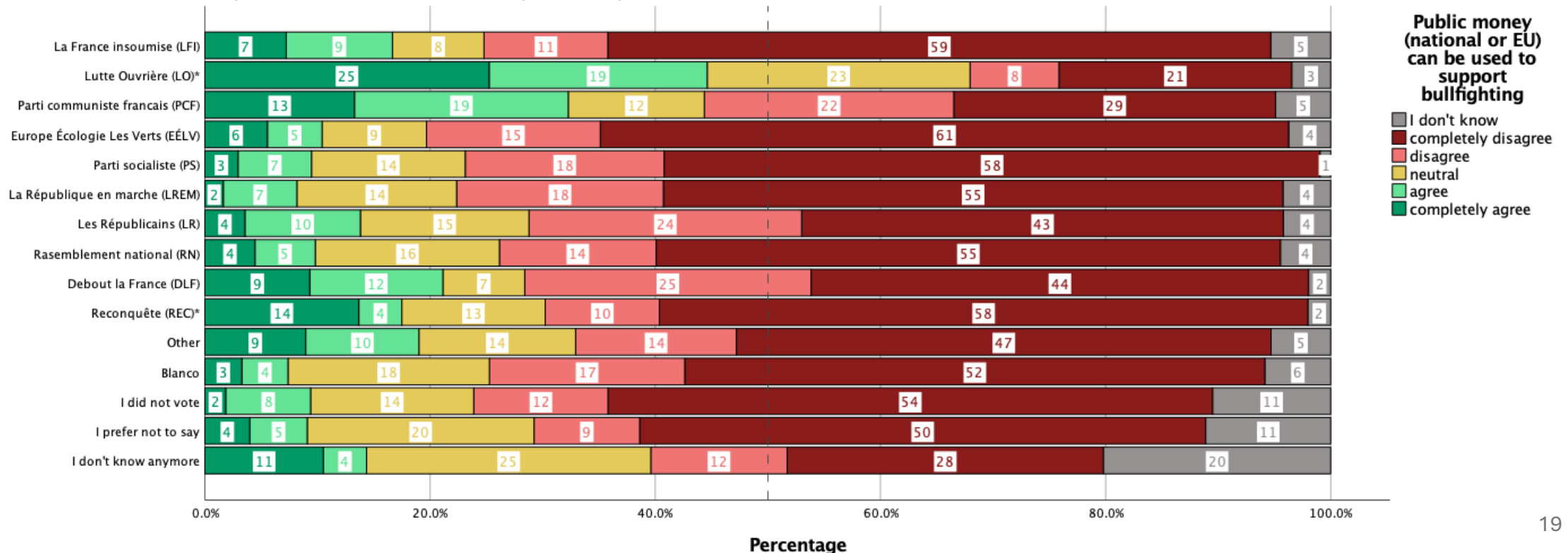
- A majority of 67% of all respondents do not agree with spending public money to support bullfighting, 17% is neutral about it and 12% agrees with the statement.
- In France(67%) and Portugal (71%) respondents disagree more often with the statement than in Spain (62%).
- In all countries women disagree more often than men ranging from 66 to 74% compared to 58 to 67%.



# 5 - Public money (national or EU) can be used to support bullfighting

- Women (70%) disagree more often than men (64%)
- Respondents between 18-24 (43%) disagree less often than other age groups (56-75%)
- Middle and high educated respondents (68-70%) disagree more often than low educated respondents (63%)
- People living in a large city centre (56%) disagree less often than people living far away from the centre of a large city, in a small city, in a town or village or in the countryside (65-72%)

During the last national election, what political party did you vote for?

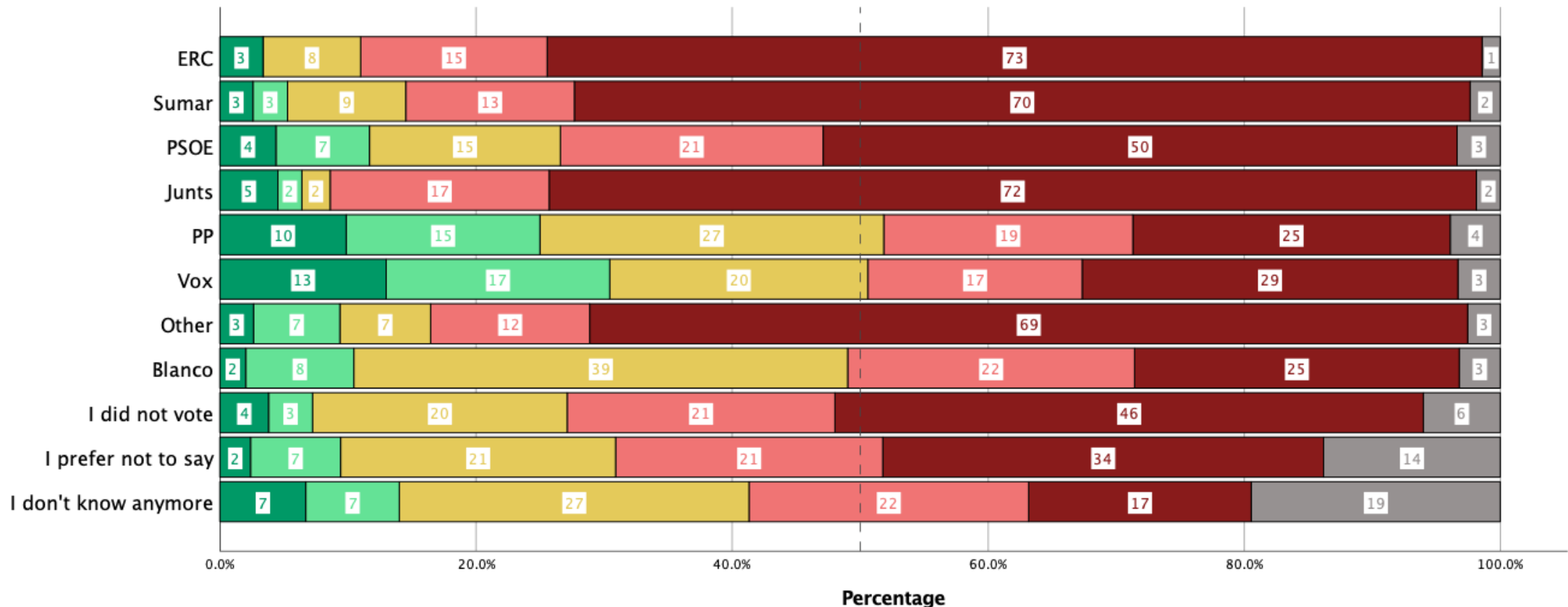




# 5 - Public money (national or EU) can be used to support bullfighting

- Women (66%) disagree more often with this statement than men (58%)
- Respondents between 25-34 years of age (69%) disagree more often than other age groups (56-62%)
- High educated respondents (66%) disagree more often than middle educated respondents (57%)

During the last national election, what political party did you vote for?



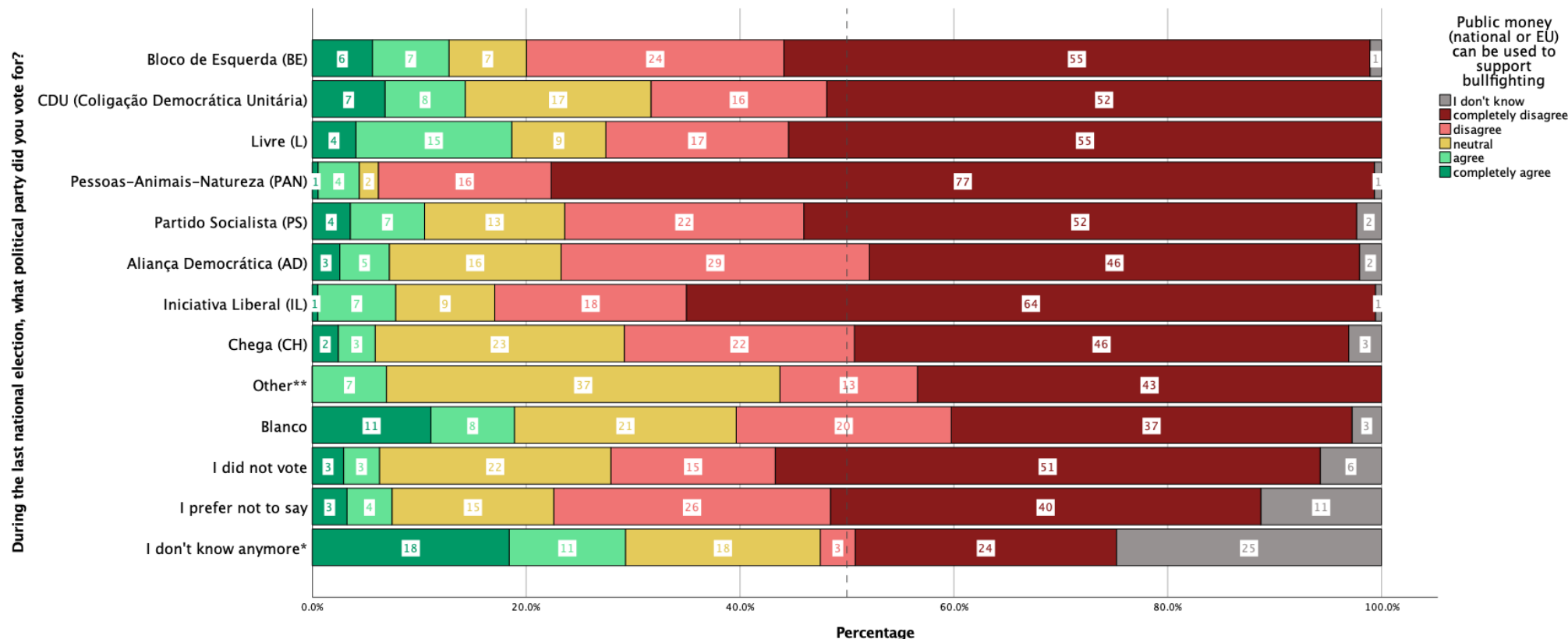
Public money (national or EU) can be used to support bullfighting

- I don't know
- completely disagree
- disagree
- neutral
- agree
- completely agree



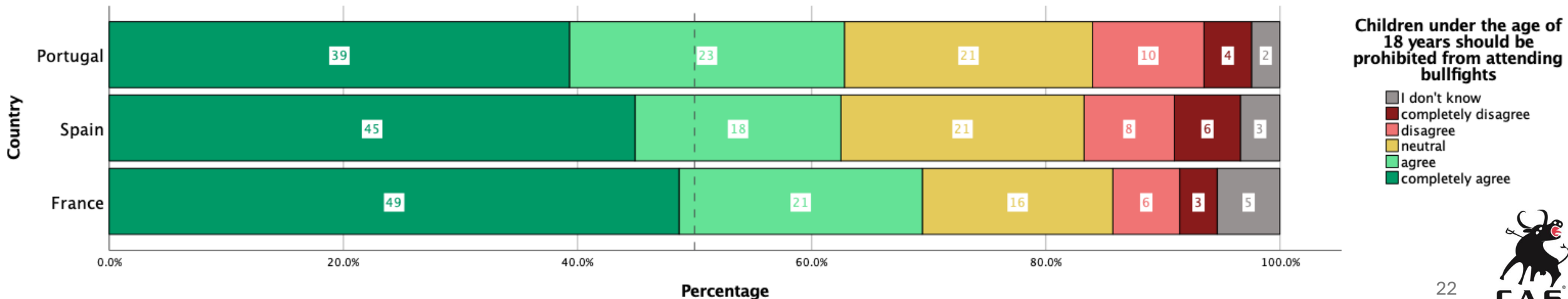
# 5 - Public money (national or EU) can be used to support bullfighting

- Women (74%) disagree more often than men (67%)
- Respondents between 35-54 years of age (73%) and 55+ (72%) disagree more often than age group 18-24 (58%)
- High (81%) and middle (74%) educated respondents disagree more often than low educated respondents (65%). High disagree more than middle.
- Respondents living in a small city (76%) or a centre of a large city (73%) disagree more often than those living in a town or village (64%)



# 6 - Children under the age of 18 years should be prohibited from attending bullfights

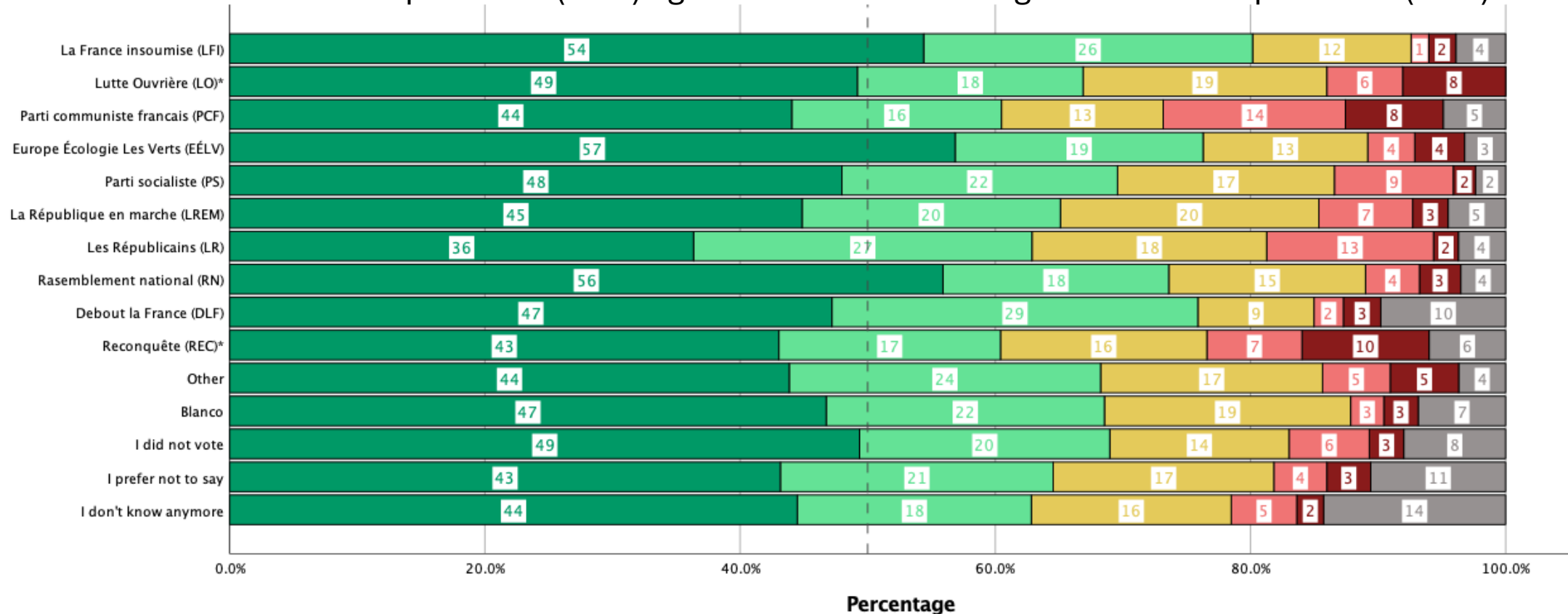
- A majority of 65% of all respondents do agree that children should be prohibited from attending bullfights, 19% is neutral about it and 12% disagrees with the statement.
- In France (69%) respondents agree more often with the statement than in Spain and Portugal (both 63%).
- In Portugal and France women agree more often than men, ranging from 69 to 75% compared to 56 to 64%.



# 6 - Children under the age of 18 years should be prohibited from attending bullfights

- Women (75%) agree more often than men (64%)
- Respondents between 18-24 (58%) agree less often than other age groups (69-73%)
- Middle educated respondents (71%) agree more often than high educated respondents (66%)

During the last national election, what political party did you vote for?



**Children under the age of 18 years should be prohibited from attending bullfights**

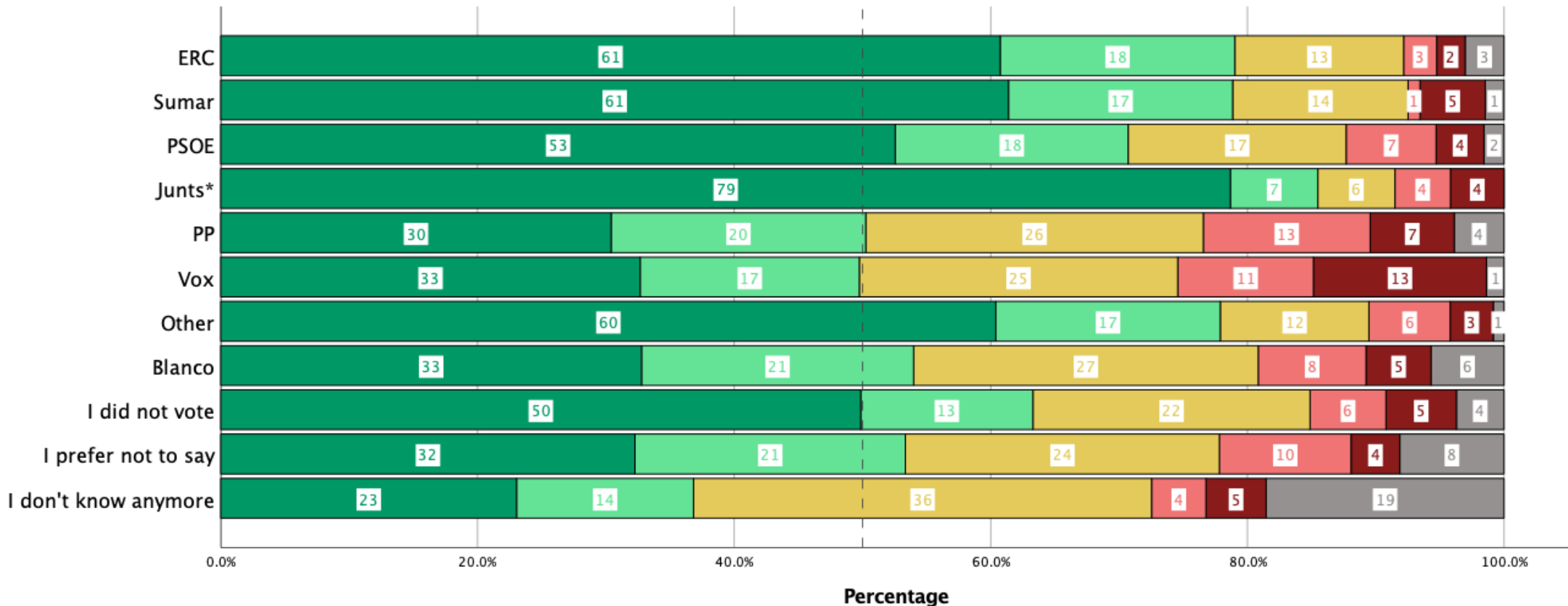
- I don't know
- completely disagree
- disagree
- neutral
- agree
- completely agree



# 6 - Children under the age of 18 years should be prohibited from attending bullfights

- There are no differences for gender, age and education and living area (city, village, rural, etc.)

During the last national election, what political party did you vote for?



Children under the age of 18 years should be prohibited from attending bullfights

- I don't know
- completely disagree
- disagree
- neutral
- agree
- completely agree

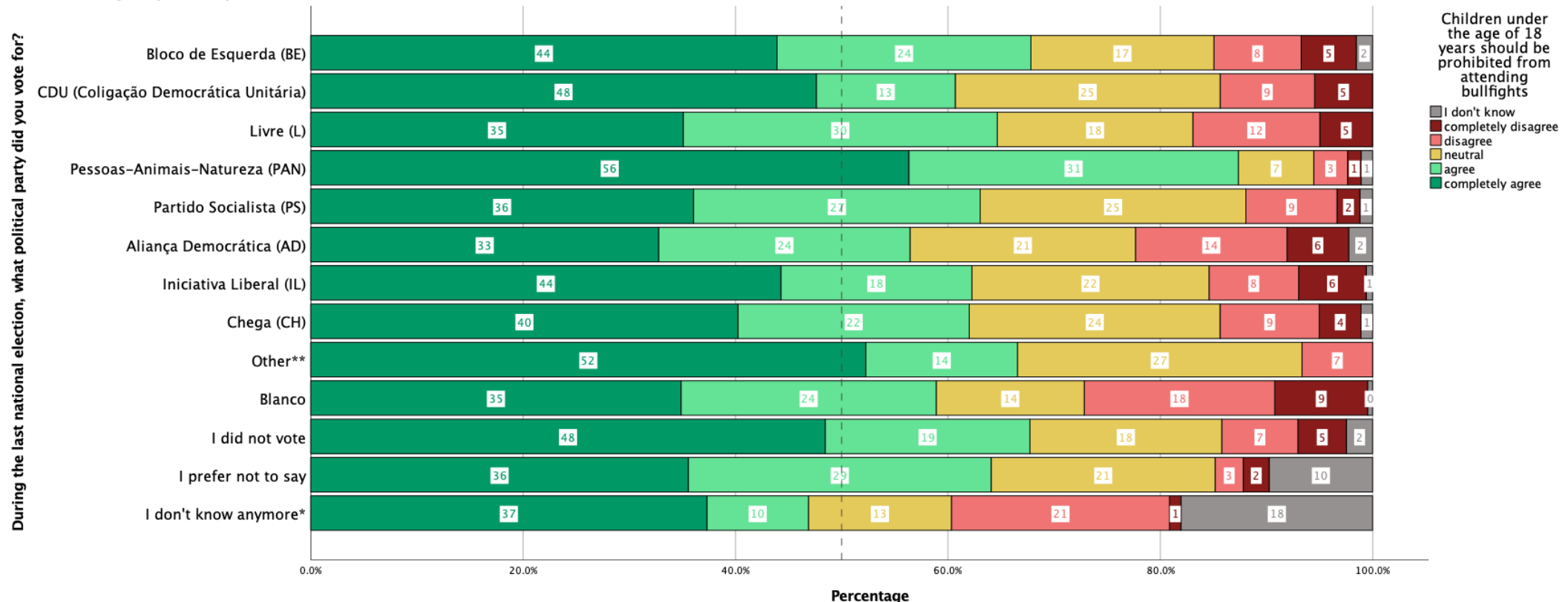






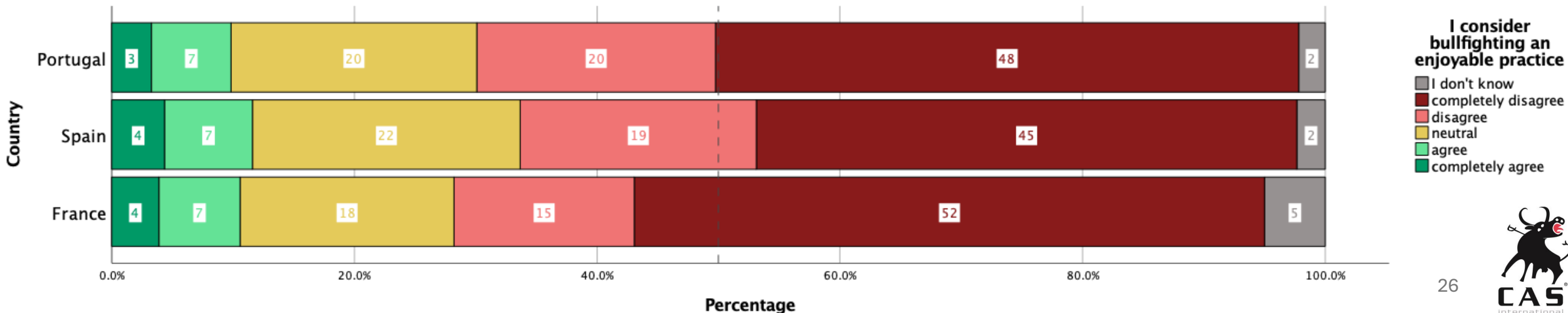
# 6 - Children under the age of 18 years should be prohibited from attending bullfights

- Women (69%) agree more often than men (56%)
- Respondents between 18-24 (55%) years of age agree less often than those between 25-34 (66%) and between 35-54 (69%) years of age.
- Respondents living in a small city (67%) or a centre of a large city (66%) agree more often than those living in a town or village (56%)



## 7. I consider bullfighting an enjoyable practice

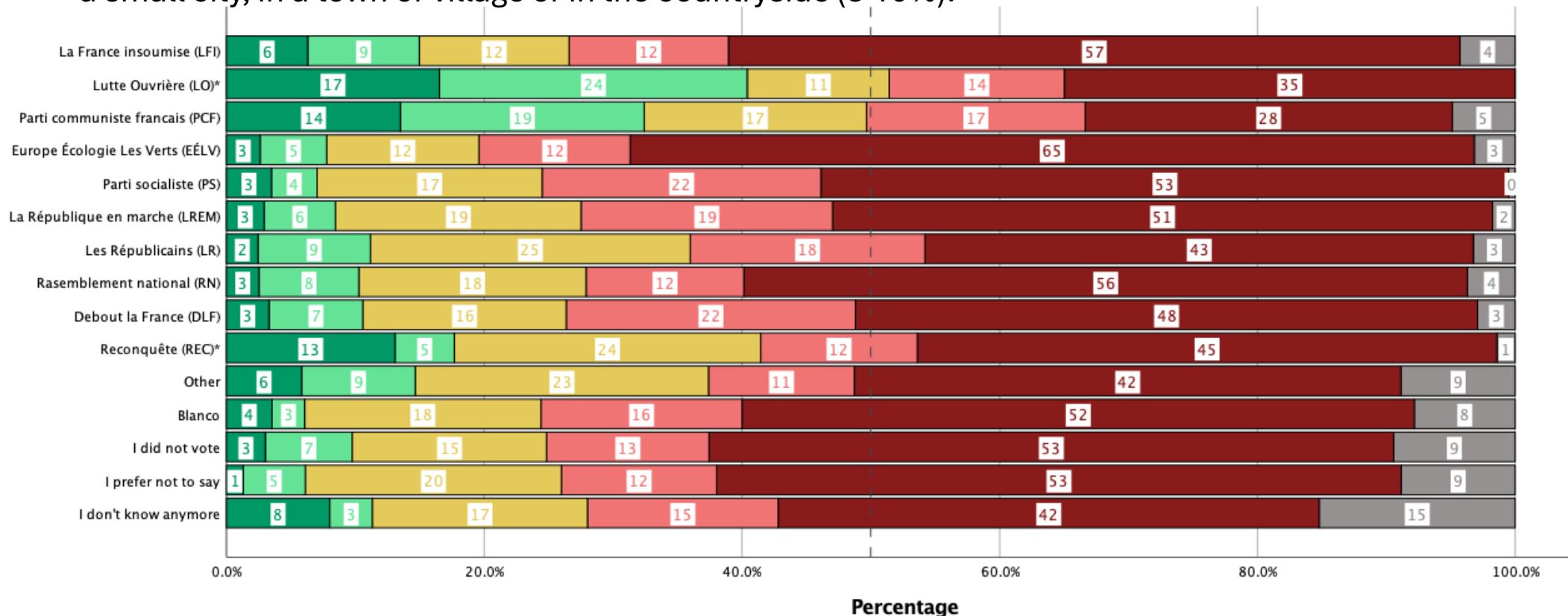
- A majority of 66% of all respondents do not find bullfighting an enjoyable practice, 20% is neutral about it and 11% agrees with the statement.
- In France (67%) and Portugal (68%) respondents disagree more often with the statement than in Spain (64%).
- In all countries women disagree more often than men, ranging from 70 to 76% compared to 58 to 61%.



# 7 - I consider bullfighting an enjoyable practice

- Women (72%) disagree more often than men (61%)
- Respondents between 18-24 (44%) disagree less often than other age groups (59-73%). Age groups 35-54 (70%) and 55+ (73%) disagree more often than age group 25-34 (59%).
- People living in a large city centre (20%) agree more often than people living in a large city far away from the centre, in a small city, in a town or village or in the countryside (8-10%).

During the last national election, what political party did you vote for?



**I consider bullfighting an enjoyable practice**

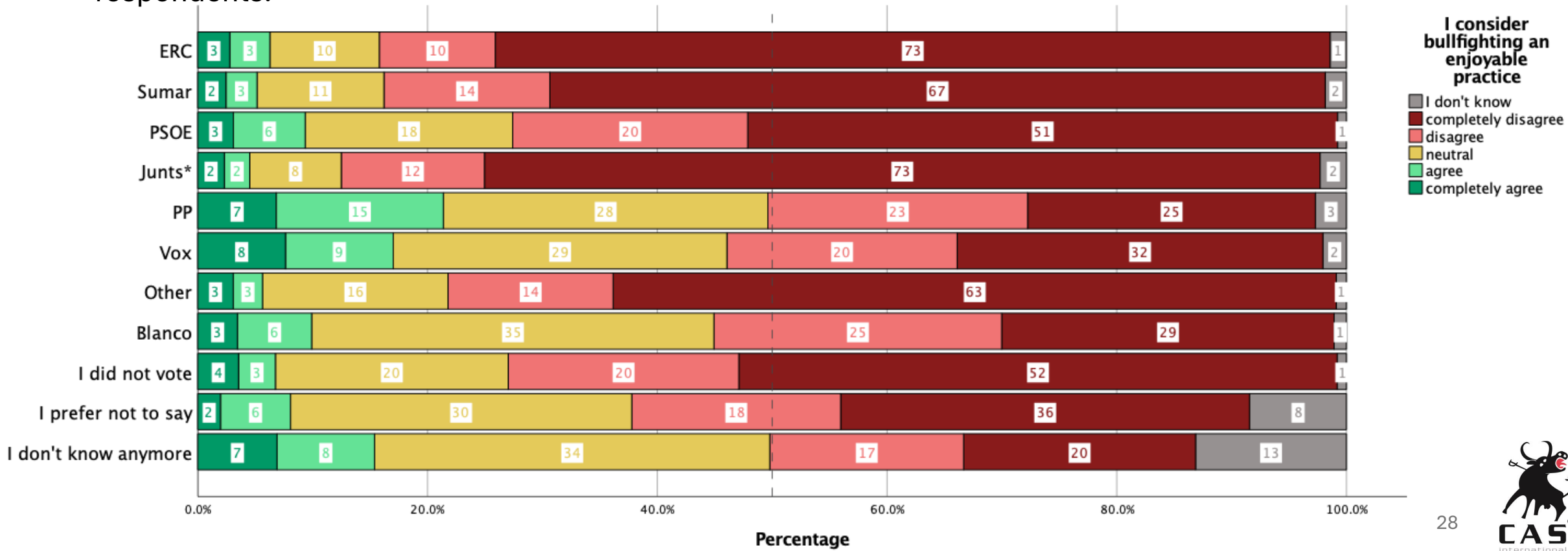
- I don't know
- completely disagree
- disagree
- neutral
- agree
- completely agree



# 7 - I consider bullfighting an enjoyable practice

- Women (70%) disagree more often with the statement than men (58%)
- Respondents between 25-34 years of age (70%) disagree more often than older respondents (62-64%).
- Highly educated respondents (70%) disagree more often than low (62%) and middle (58%) educated respondents.

During the last national election, what political party did you vote for?

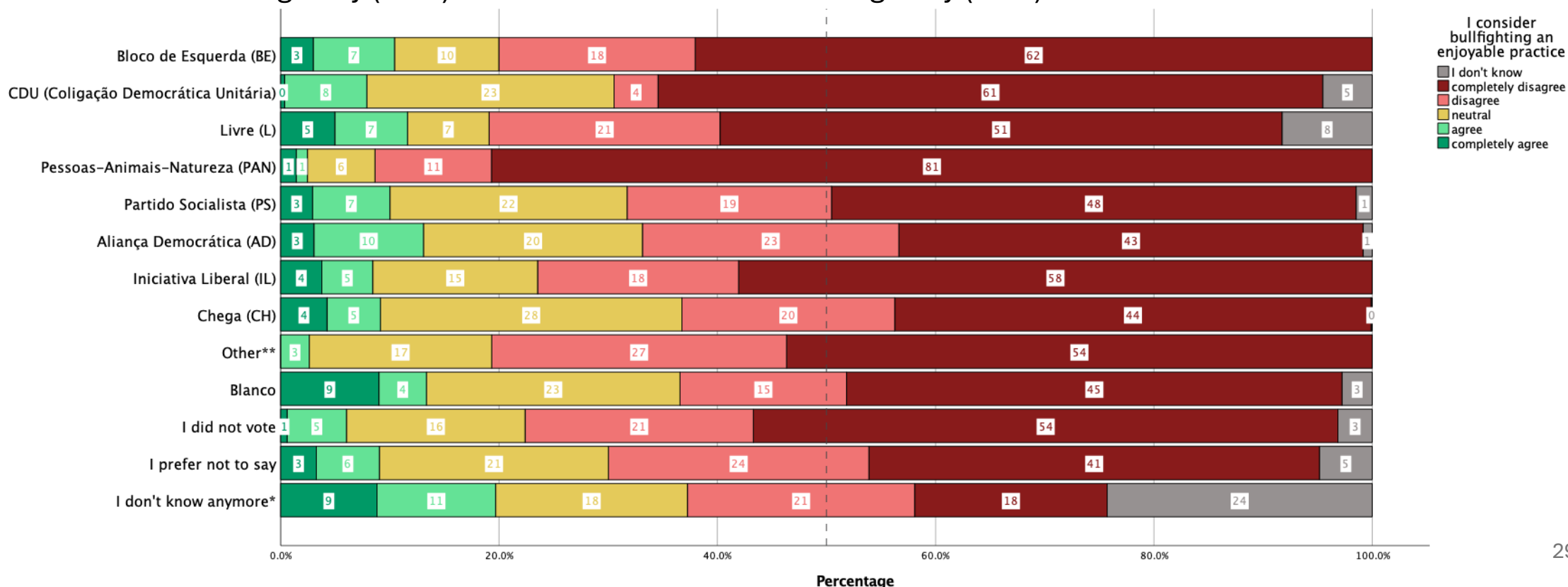




# 7 - I consider bullfighting an enjoyable practice

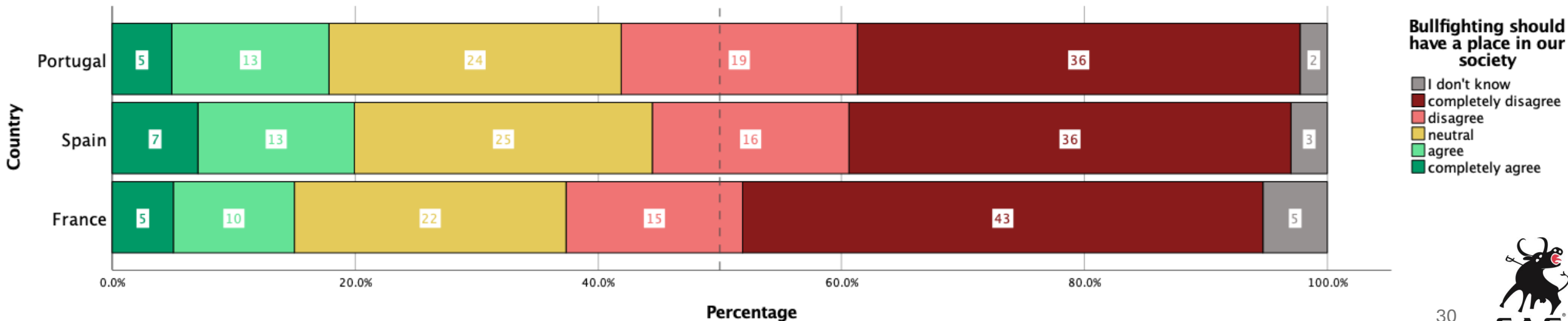
- Women (76%) disagree more often than men (59%)
- Respondents between 35-54 years of age (72%) disagree more than age group 18-24 (64%)
- High (79%) educated respondents disagree more often than low (63%) and middle (68%) educated respondents
- Respondents living in a town or village (60%) disagree less often than respondents living in a small city (72%), a centre of a large city (69%) and far from the centre in a large city (71%).

During the last national election, what political party did you vote for?



## 8 - Bullfighting should have a place in our society

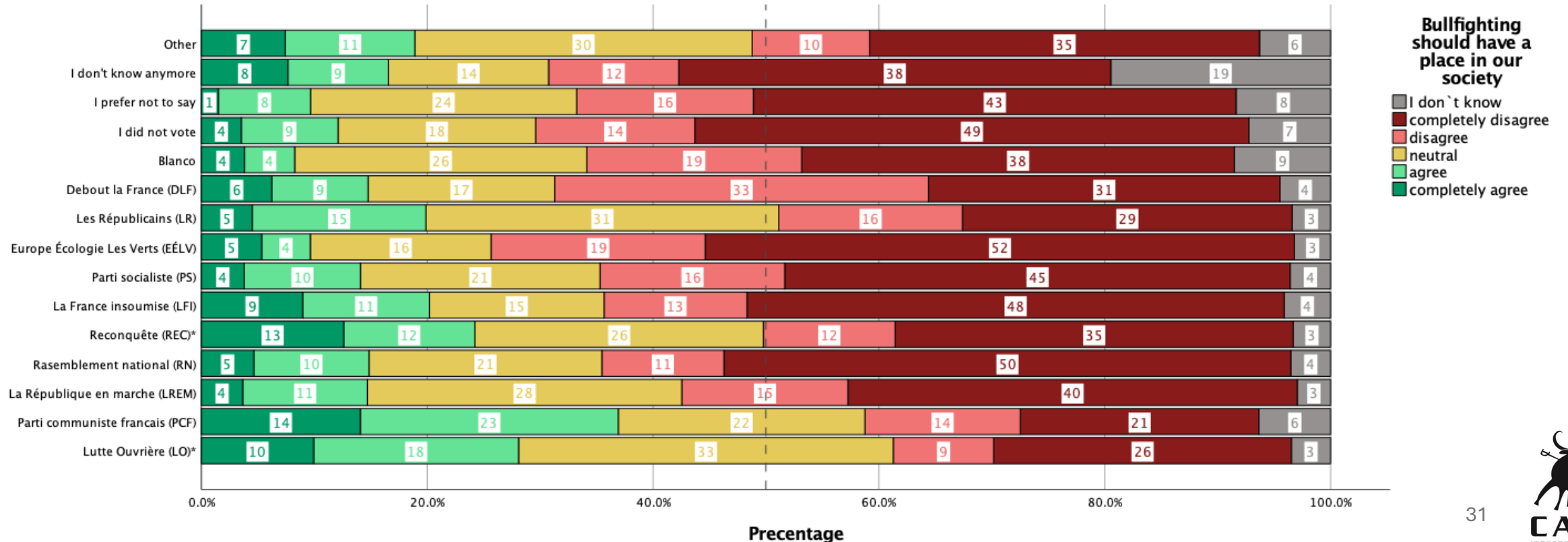
- A majority of 55% of all respondents do not agree that bullfighting should have a place in their society, 24% is neutral about it and 18% agrees with the statement.
- In France (57%) respondents disagree more often with the statement than in Spain (53%).
- In all countries women disagree more often than men, ranging from 58 to 64% compared to 46 to 50%.



# 8 - Bullfighting should have a place in our society

- Women (64%) disagree more often than men (50%)
- Respondents between 18-24 years of age (45%) disagree less often than older respondents (55-60%).
- Middle educated respondents (13%) agree less often than low (16%) and high (17%) educated respondents.
- People living in a large city centre (23%) agree more often than people living in a large city far away from the centre, in a small city, in a town or village or in the countryside (10-14%).

During the last national election, what political party did you vote for?

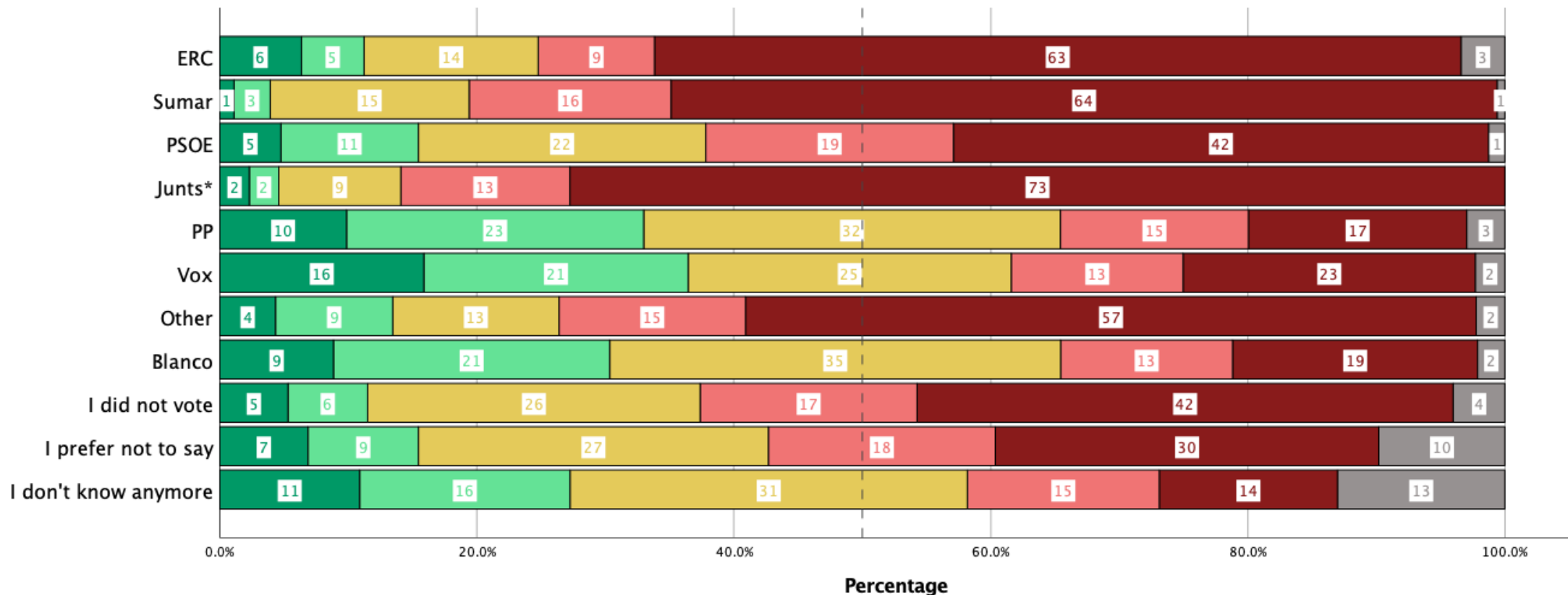




# 8 - Bullfighting should have a place in our society

- Women (58%) disagree more often than men (46%)
- Respondents between 25-34 years of age (66%) disagree more often than other age groups (48-55%).
- High educated respondents (57%) disagree more often than low (51%) and middle (49%) educated respondents.

During the last national election, what political party did you vote for?



**Bullfighting should have a place in our society**

- I don't know
- completely disagree
- disagree
- neutral
- agree
- completely agree

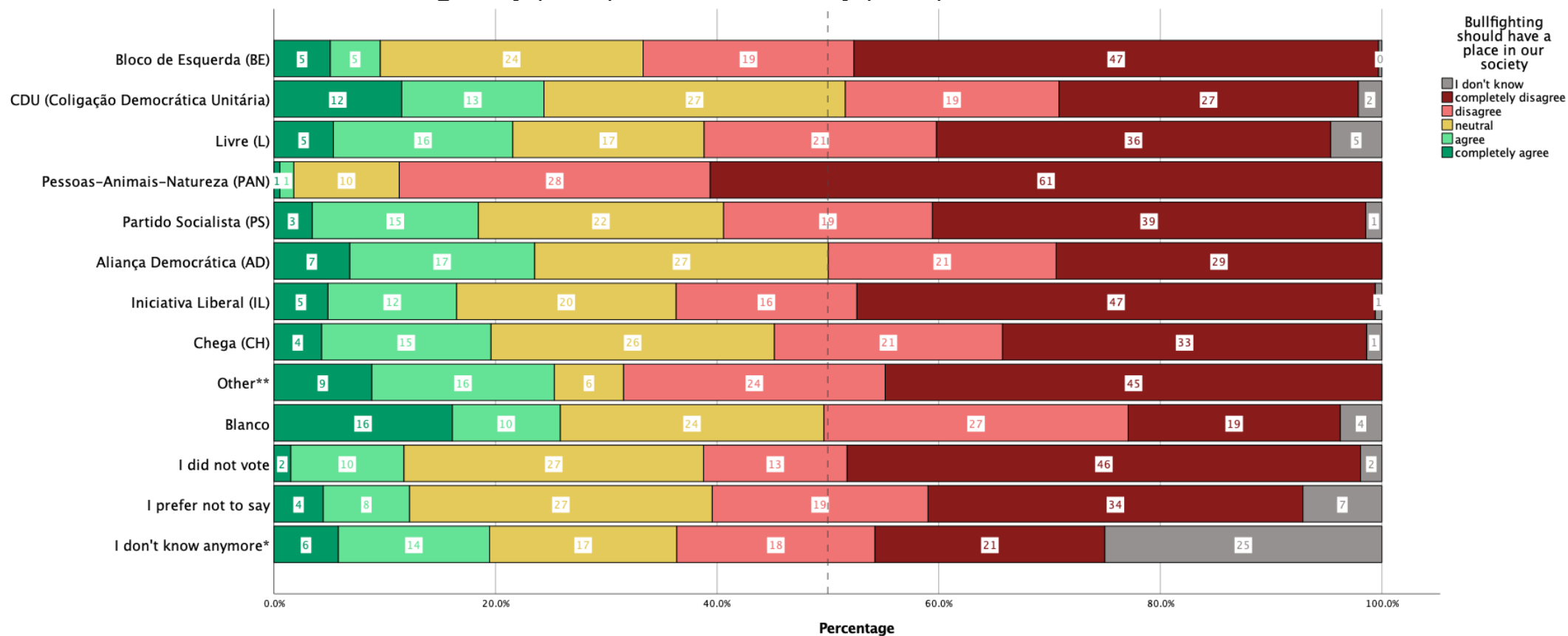




# 8 - Bullfighting should have a place in our society

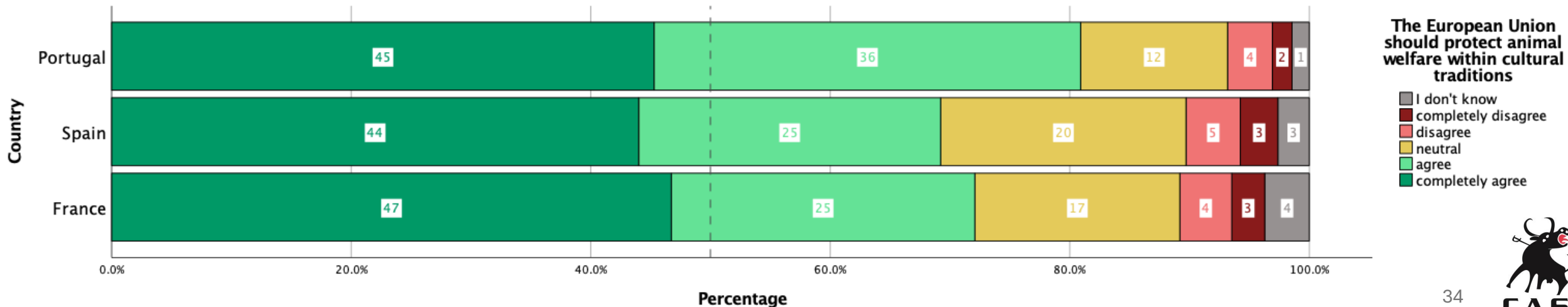
- Women (64%) disagree more often than men (47%)
- Respondents between 25-34 years of age (61%) disagree more often than age group 55+ (52%)
- High (64%) educated respondents disagree more often than low (52%) and middle (57%) educated respondents.
- Respondents living in a town or village (48%) disagree less often than those living in a centre of a large city (57%), far from the centre in a large city (61%) or in a small city (60%).

During the last national election, what political party did you vote for?



# 9 - The European Union should protect animal welfare within cultural traditions

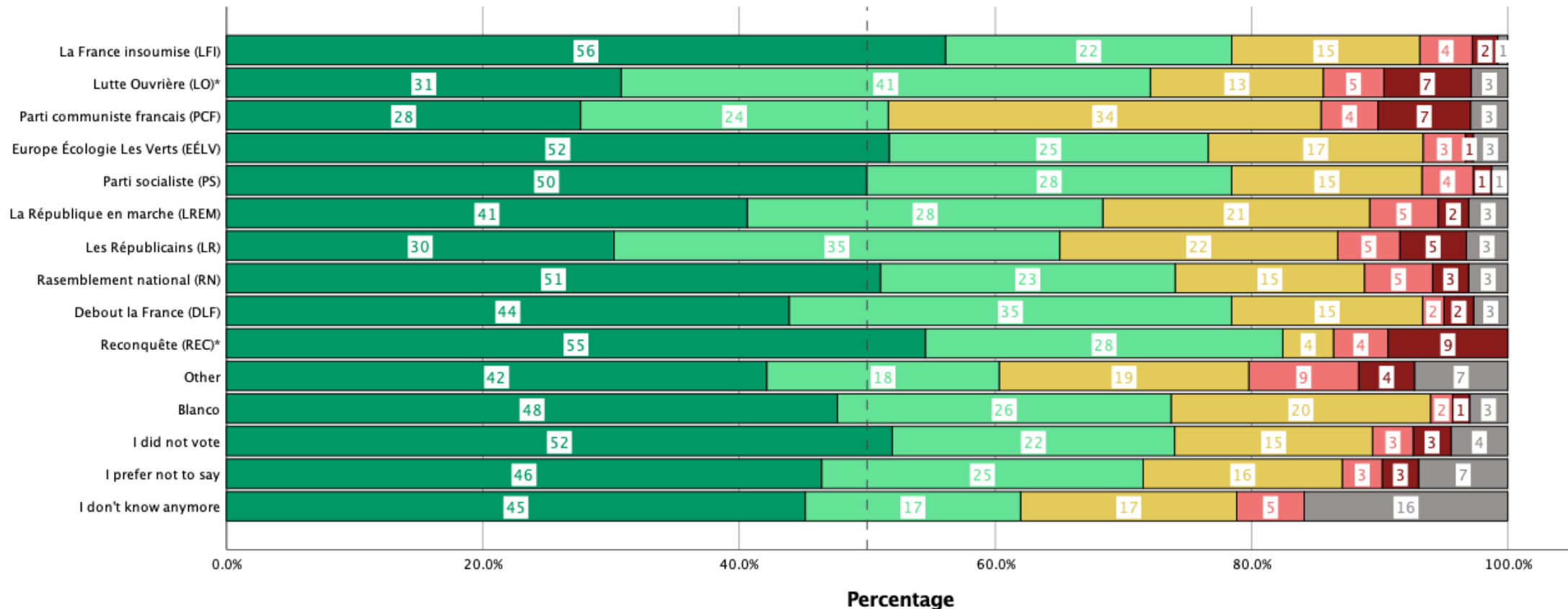
- A majority of 74% of all respondents agree that the European Union should protect animal welfare within cultural traditions, 17% is neutral about it and 7% disagrees with the statement.
- In Portugal (81%) the respondents agree more often with the statement than in France(72%) and Spain (69%). In France they agree more often than in Spain.
- In all countries women agree more often than men, ranging from 73 to 84% compared to 65 to 77%.



# 9 - The European Union should protect animal welfare within cultural traditions

- Women (76%) agree more often than men (68%)
- Respondents between 18-24 years of age (11%) disagree more often than 55+ respondents (6%).

During the last national election, what political party did you vote for?



**The European Union should protect animal welfare within cultural traditions**

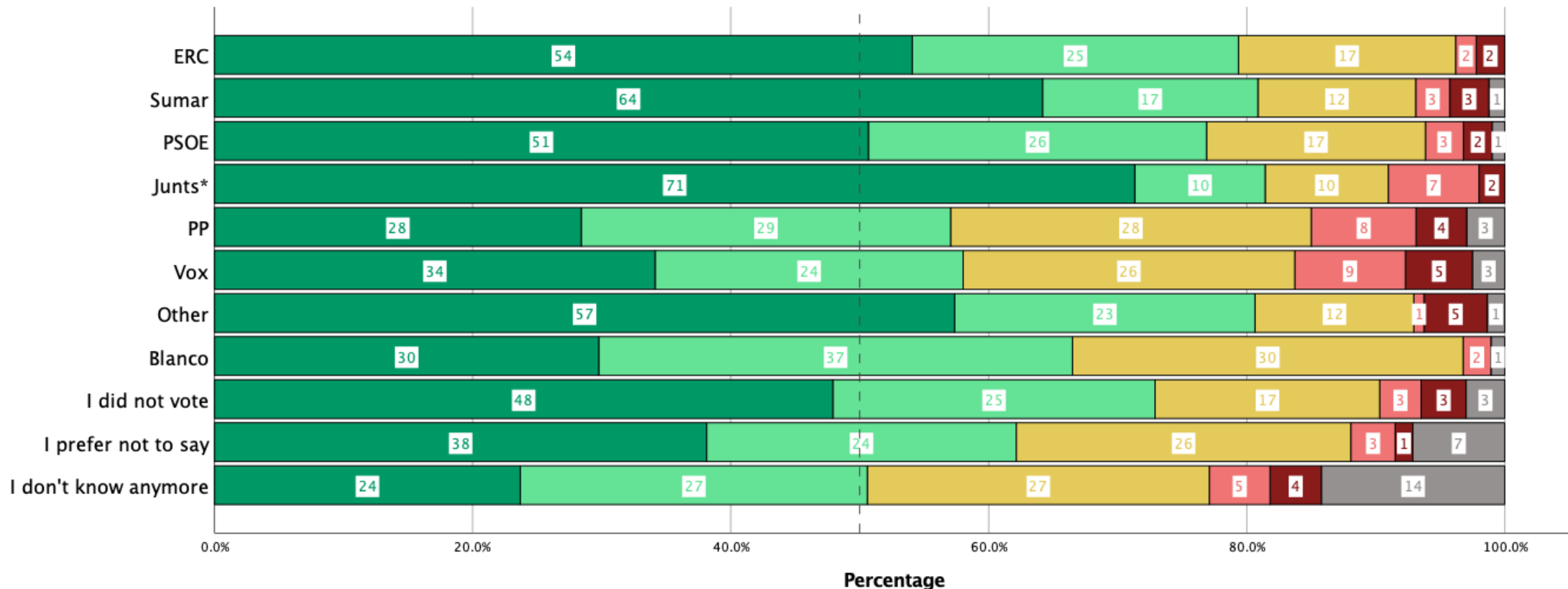
■ I don't know  
■ completely disagree  
■ disagree  
■ neutral  
■ agree  
■ completely agree



# 9 - The European Union should protect animal welfare within cultural traditions

- Women (73%) agree more often than men (65%)
- Respondents between 25-34 years of age (74%) agree more often than older respondents (68-69%).
- High educated respondents (72%) agree more often than middle educated respondents (66%).

During the last national election, what political party did you vote for?



**The European Union should protect animal welfare within cultural traditions**

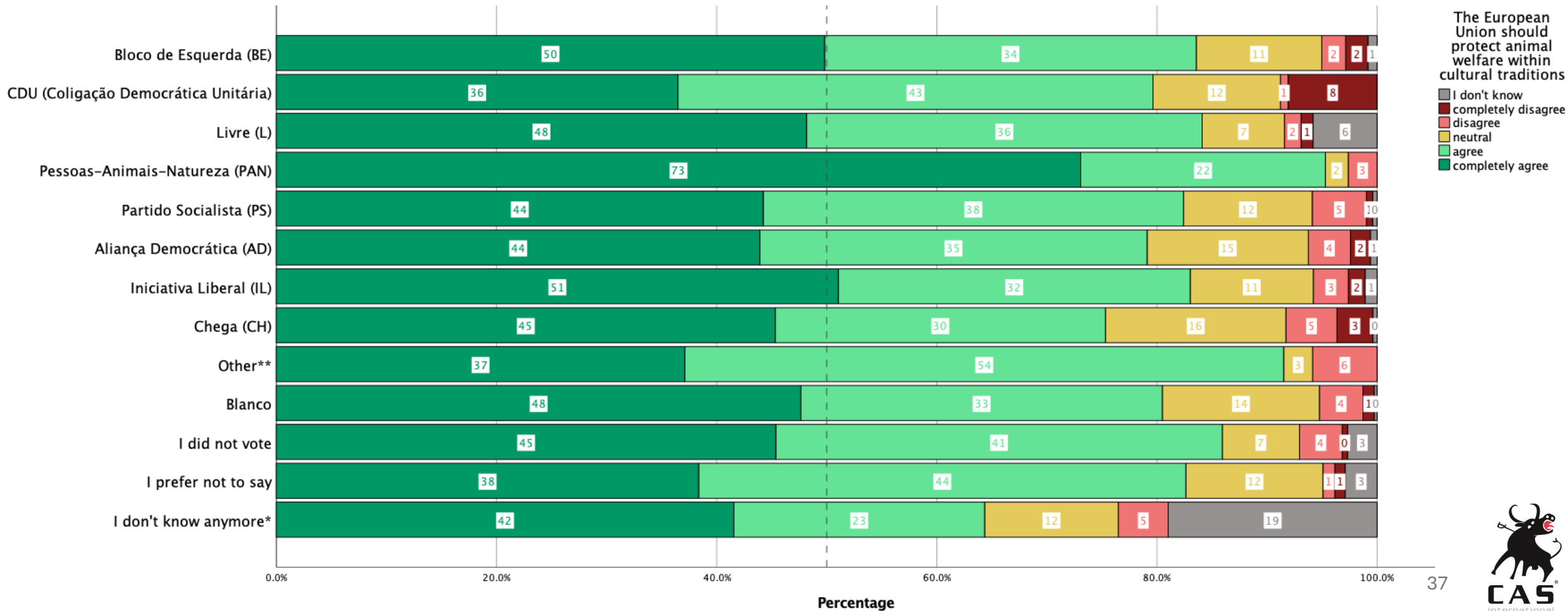
- I don't know
- completely disagree
- disagree
- neutral
- agree
- completely agree



# 9 - The European Union should protect animal welfare within cultural traditions

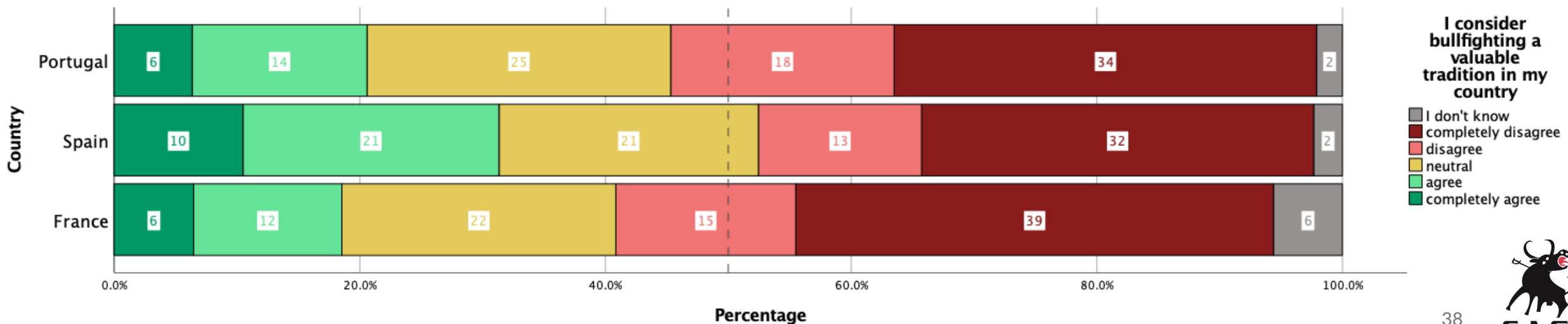
- Women (84%) agree more often than men (77%)

During the last national election, what political party did you vote for?



# 10 - I consider bullfighting a valuable tradition in my country

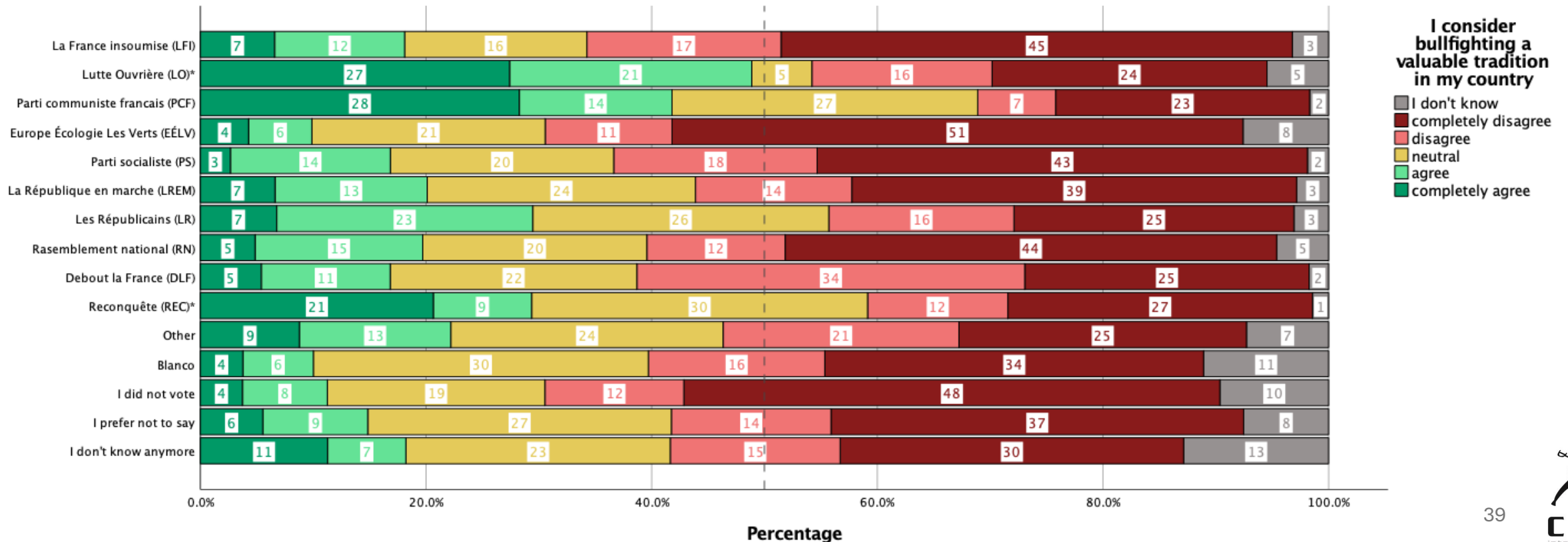
- 50% of all respondents do not consider bullfighting a valuable tradition in their country, 23% is neutral about it and 24% agrees with the statement.
- In Portugal (53%) and France (54%) respondents disagree more often with the statement than in Spain (45%).
- In all countries women disagree more often than men, ranging from 51 to 61% compared to 40 to 47%.



# 10 - I consider bullfighting a valuable tradition in my country

- Women (60%) disagree more often than men (47%)
- Respondents between 18-24 years of age (36%) disagree less often than older respondents (52-58%).
- People living in a large city centre (28%) agree more often than people living far away from the centre in a large city, in a small city, in a town or village or in the countryside (13-17%).

During the last national election, what political party did you vote for?

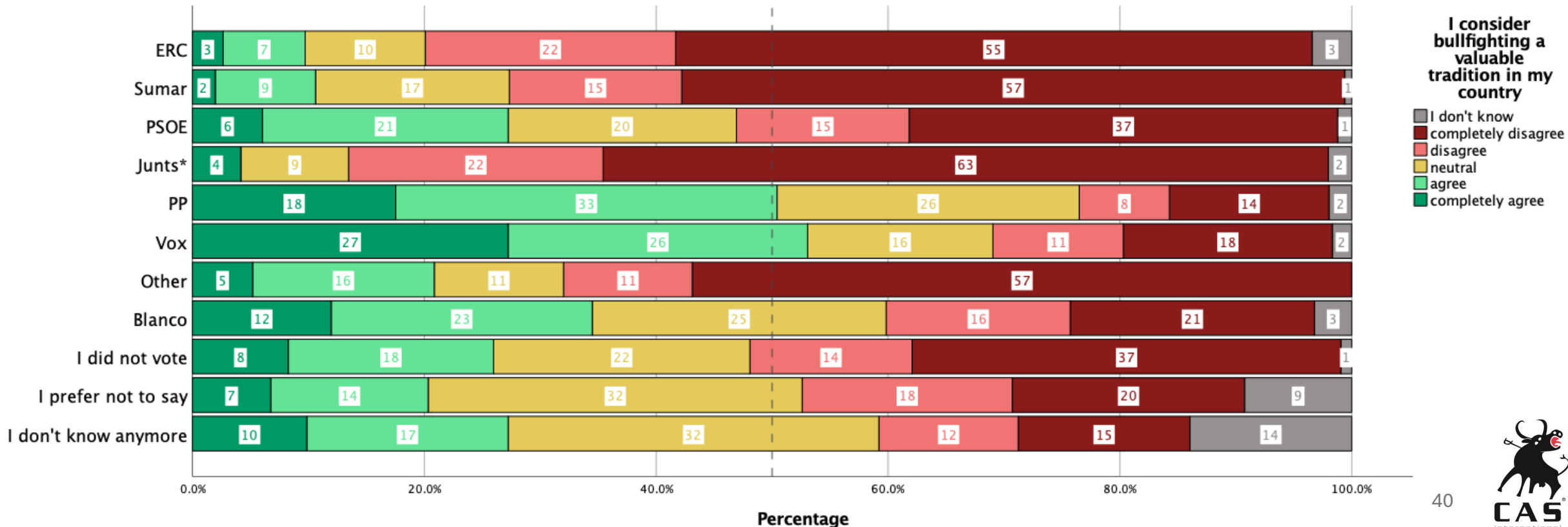




# 10 - I consider bullfighting a valuable tradition in my country

- Women (51%) disagree more often than men (40%)
- Respondents between 25-34 years of age (59%) disagree more often than other age groups (39-47%).
- High educated respondents (50%) disagree more often than low and middle educated respondents (both 43%).

During the last national election, what political party did you vote for?



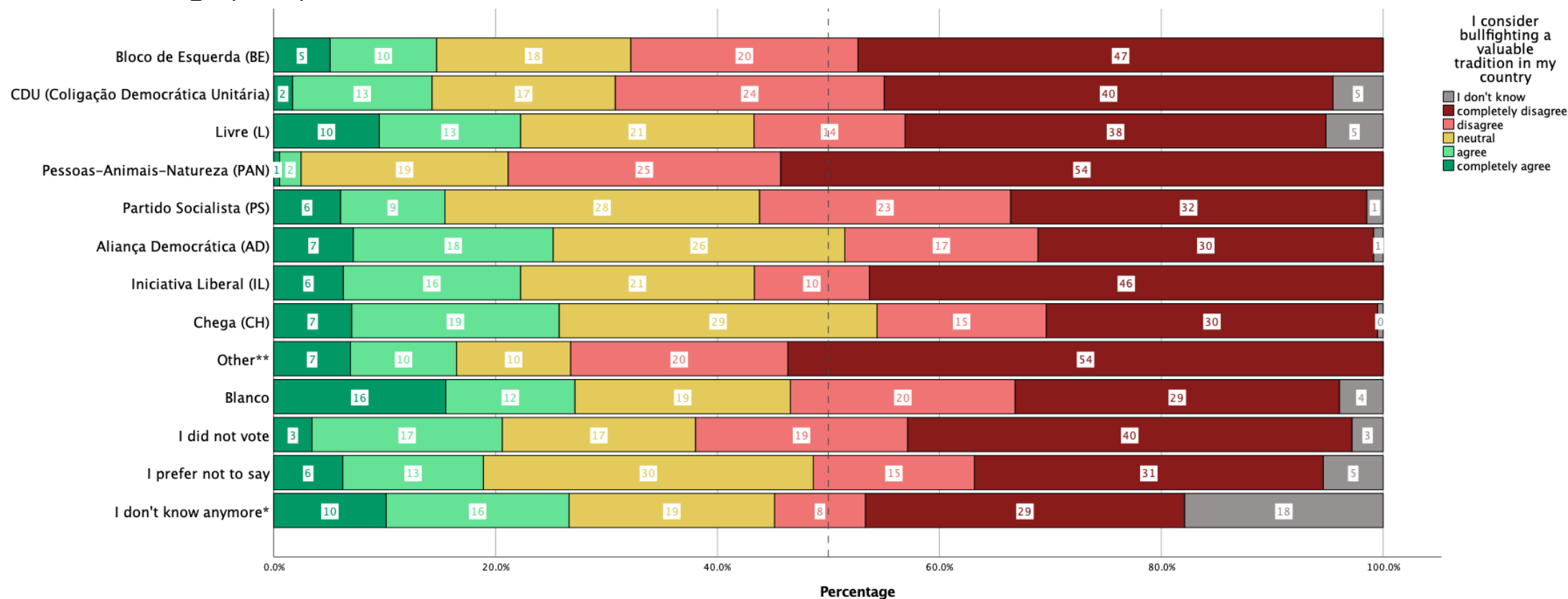




# 10 - I consider bullfighting a valuable tradition in my country

- Women (61%) disagree more often than men (43%)
- Respondents between 18-24 years of age (25%) agree more often than age group 25-34 (15%)
- High (59%) educated respondents disagree more often than low (50%) and middle(52%) educated respondents.
- Respondents living in a centre of a large city (56%) disagree more often than those living in a town or village (46%)

During the last national election, what political party did you vote for?



# Statements - French

1. Les animaux peuvent ressentir de la douleur physique
2. Les animaux sont capables d'éprouver des émotions telles que la peur et le plaisir
3. La tauromachie cause trop de souffrance aux taureaux
4. La corrida devrait être interdite
5. L'argent public (national ou européen) peut être utilisé pour soutenir la corrida
6. Il devrait être interdit aux enfants de moins de 18 ans d'assister aux corridas
7. Je considère la tauromachie comme une pratique agréable
8. La corrida devrait avoir sa place dans notre société
9. L'Union européenne devrait protéger le bien-être animal dans le cadre des traditions culturelles
10. Je considère la tauromachie comme une tradition précieuse dans mon pays



# Statements - Spanish

1. Los animales pueden sentir dolor físico
2. Los animales son capaces de experimentar emociones como miedo o placer
3. Las corridas de toros causan demasiado sufrimiento a los toros
4. Las corridas de toros deberían estar prohibidas
5. Se puede utilizar dinero público (nacional o de la UE) para apoyar las corridas de toros
6. Los niños y niñas menores de 18 años deberían tener prohibido asistir a las corridas de toros
7. Considero que las corridas de toros son una práctica agradable
8. Las corridas de toros deberían tener un lugar en nuestra sociedad
9. La Unión Europea debería proteger el bienestar animal en las tradiciones culturales
10. Considero que las corridas de toros son una tradición valiosa de mi país



# Statements - Portuguese

1. Os animais são capazes de sentir dor física
2. Os animais são capazes de sentir emoções tais como o medo ou o prazer
3. As touradas causam demasiado sofrimento aos touros
4. As touradas deveriam ser proibidas
5. Dinheiros públicos (nacionais ou Europeus) podem ser usados para apoiar as touradas
6. Menores de 18 anos deveriam ser proibidos de assistir a touradas
7. Eu considero as touradas uma prática agradável
8. As touradas devem ter um lugar na nossa sociedade
9. A União Europeia deve proteger o bem estar animal dentro das tradições culturais
10. Eu considero as touradas uma tradição valiosa no meu país